

## DISCLAIMER

Electronic versions of the exhibits in these minutes may not be complete.

This information is supplied as an informational service only and should not be relied upon as an official record.

Original exhibits are on file at the Legislative Counsel Bureau Research Library in Carson City.

Contact the Library at (775) 684-6827 or [library@lcb.state.nv.us](mailto:library@lcb.state.nv.us).



# Nevada Wildlife Federation, Inc.

An Affiliate of the National Wildlife Federation

Post Office Box 71238  
Reno, Nevada 89570

Elsie Dupree  
216 East Hampton DR  
Carson City, NV 89706  
775-885-7965

May 12, 2003

Assembly Natural Resource Committee Members

PLEASE ENTER MY REMARKS FOR THE RECORD.

I can not attend today's hearing as I will be taking final exams at UNR.

Assemblyman Collins and Committee members, I am Elsie Dupree and I work on Public Land Issues for the Nevada Wildlife Federation.

We ask that you take many things into consideration as you listen to the testimony on SB76. This bill is designed to make a law for a few citizens of our state. In my research, I can see that just one casino in Las Vegas hires more people than all the ranches in the state together. In discussions, I was told that we needed these ranchers to put the steak on the table in the restaurants in that casino. I did some research on just how much beef is produced in the state of Nevada.

The USDA website [www.usda.gov/nass/](http://www.usda.gov/nass/) go to publications, commodity reports, and slaughter records. You will see that Nevada slaughters only about 100 cows a month. This is farm slaughter or in other words if I buy an organic beef animal from a ranch/farm in Fallon, it would have to go through the slaughter house before I could take it home for my freezer. We only have 3 such slaughter houses in the state, one in Fallon, UNR and one in the southern part of the state. ALL other animals go out of state to feedlots and slaughter houses.

I checked the NEVADA STATISTICAL ABSTRACT and learned:

1999, we had about 500,000 cattle in Nevada and about 80,000 sheep.

1998 marketing pounds in livestock=187,000 pounds with a value of production of \$94,333. Sheep=4860 pounds at a value of \$1583.

Earnings by industry 1980-90

ASSEMBLY NATURAL RES., AGRICULTURE & MINING  
DATE: 5/12/03 ROOM: 3161 EXHIBIT 1-4  
SUBMITTED BY: Elsie Dupree

Farms \$102 million  
Non-farms \$18,544 million

Then I wondered how much beef is used in our state in places like fast food restaurants and casinos. I was told I needed to write an official request and fully explain why I needed this information and then they might be able to tell me how much beef used. I chose not to do this. I knew the committee could get this information if needed.

My son owned a small local Reno hamburger shop before his kidneys failed and I asked him how many pounds of ground chuck he put through his shop in a week. He did about 200 pounds a week or about 10,000 pounds a year. So our beef production of 187,000 pounds in 1999 would have supplied his shop and about 18 others. (He and one employee ran his shop).


When you look up beef production for the U.S. you see Nevada lumped into a group of others states with less then 5% of the whole total.

Again, I ask, is SB76 beneficial to Nevada? Do we need to own cows to own water rights? Wildlife is a beneficial use for water in our state? Water developments would help take care of the land and wildlife too. The Federal Agencies will most certainly go to court once or twice on SB76 if it passes our state assembly. Can the land and wildlife wait for years to see this through court. There will be little to no water development until this is decided in court. The land will be beat to death with no movement of animals to new sites. With the general term of public land that includes state and county, it could be read that a county would need to own a cow to water a county/city park. Our state budget is in great pain now and we do not need new debts piled on top for court costs.

Please do your own research and see that other states do not argue about water rights with the Federal Agencies. They want to take care of the land and the wildlife along with the ranching communities.

Please vote to kill SB76 in committee, Nevada is already in U.S. history books as a source of the Sagebrush Rebels and we do not need to continue in this light. **WE NEED TO TAKE CARE OF THE LAND.**

Thank you for your time.

  
Elsie Dupree

Copies: 15 included.

✓ 2014

**Earnings by Type and Place of Work in Nevada**  
**Selected Years, 1980 - 1990**

(In Millions of Dollars)

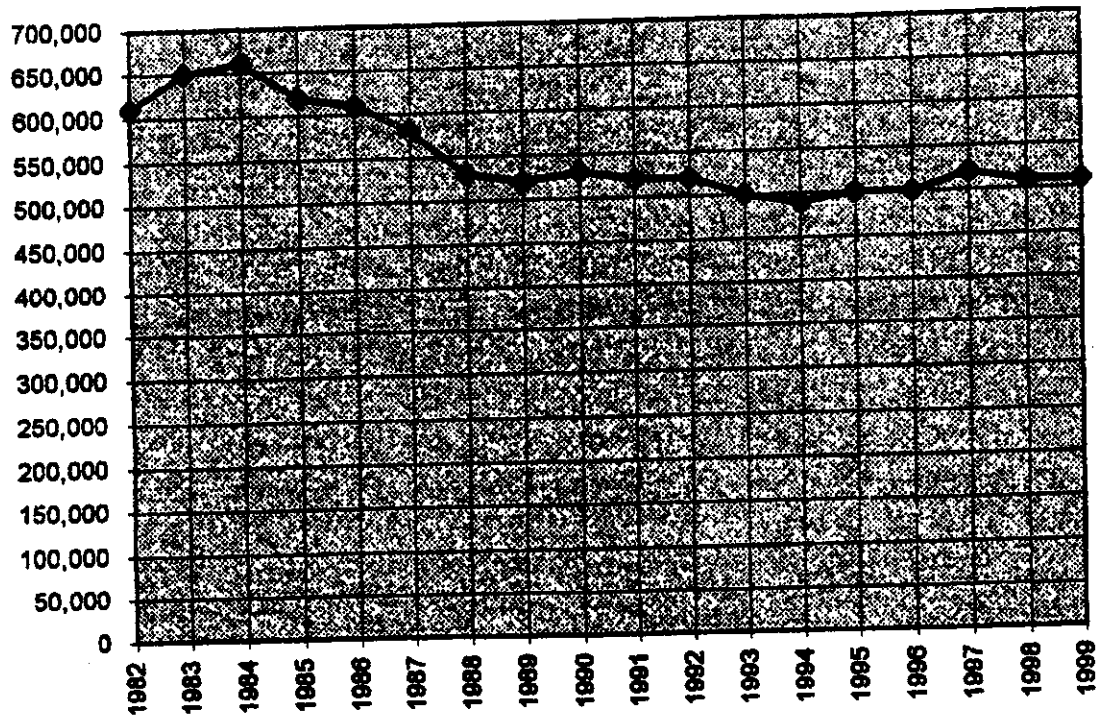
industry	1980	1984	1986	1987	1988	1989	1990
<b>Earnings by Type</b>							
Wages and Salaries	6303	8,338	9,720	10,782	12,180	13,556	15,259
Other Labor Income	466	851	746	806	925	1,076	1,247
Proprietor's Income	623	925	1,366	1,566	1,765	1,963	2,140
<i>Farm</i>	35	15	9	20	40	76	67
<i>Non-Farm</i>	589	911	1,357	1,547	1,725	1,888	2,073
<b>Earnings by Industry</b>							
<i>Farm</i>	69	39	34	46	69	106	102
<i>Non-Farm</i>	7334	9,874	11,797	13,108	14,801	16,589	18,544
<i>Private</i>	6249	8,375	10,091	11,253	12,796	14,347	16,054
<i>Agricultural, Forestry</i>	28	37	43	48	56	77	93
<i>Mining</i>	172	251	271	343	451	583	622
<i>Construction</i>	749	735	985	1,060	1,277	1,619	1,723
<i>Manufacturing</i>	372	494	549	606	665	723	786
Nondurable Goods	116	154	184	209	231	249	264
Durable Goods	257	340	365	397	435	475	522
<i>T.P.U. *</i>	560	736	811	881	946	1,029	1,142
<i>Wholesale Trade</i>	262	378	485	570	652	697	792
<i>Retail Trade</i>	830	1,088	1,275	1,382	1,523	1,707	1,850
<i>F.I.R.E. **</i>	334	421	474	580	525	628	708
<i>Services</i>	2,934	4,236	5,200	5,785	6,701	7,285	8,341
<b>Government</b>	1084	1,499	1,707	1,855	2,005	2,242	2,490
<i>Federal, Civilian</i>	207	272	296	329	354	385	422
<i>Military</i>	146	205	220	231	224	266	254
<i>State &amp; Local</i>	731	1,023	1,191	1,296	1,428	1,592	1,813

\* T.P.U. stands for Transportation and Public Utilities.

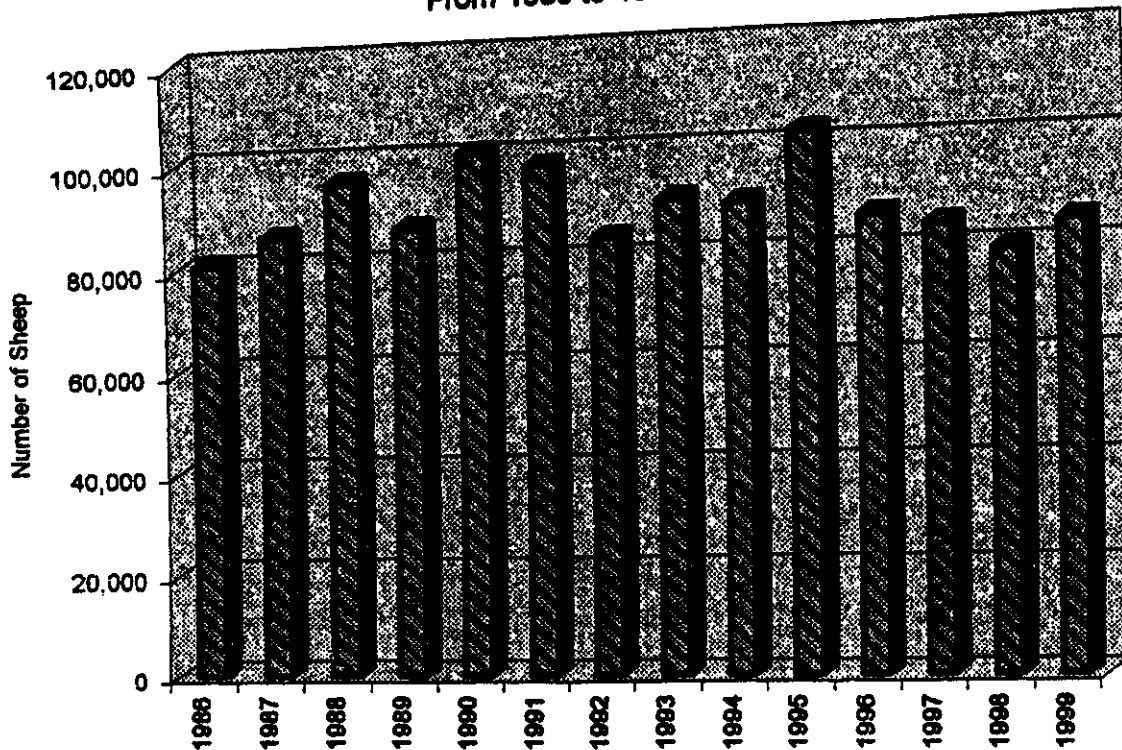
\*\* F.I.R.E stands for Finance, Insurance and Real Estate.

SOURCE: U.S. Department of Commerce, Economic and Statistics Administration, Bureau of Economic Analysis, Regional Economic Information System. <http://www.bea.doc.gov/bea/regional/spi/recent.htm>

**Number of Cattle in Nevada From 1982 to 1999**



**Number of Sheep in Nevada  
From 1986 to 1999**



44064