

DISCLAIMER

Electronic versions of the exhibits in these minutes may not be complete.

This information is supplied as an informational service only and should not be relied upon as an official record.

Original exhibits are on file at the Legislative Counsel Bureau Research Library in Carson City.

Contact the Library at (775) 684-6827 or library@lcb.state.nv.us.

NEVADA DEPARTMENT OF CULTURAL AFFAIRS



Phantom and the Broomtail © by Paula Morin, Reno

BUDGET PRESENTATION TO THE 2003 LEGISLATURE

Kenny C. Guinn
Governor

Scott K. Sisco
Interim Director

ORIGINALS ARE ON FILE AT THE LEGISLATIVE
COUNSEL BUREAU RESEARCH LIBRARY

ASSEMBLY WAYS AND MEANS

DATE: 2-06-03 ROOM: 3137 EXHIBIT C

SUBMITTED BY: Scott Sisco

C-1415



KENNY C. GUINN
Governor

SCOTT K. SISCO
Interim Director

STATE OF NEVADA
DEPARTMENT OF CULTURAL AFFAIRS

716 N. Carson Street, Suite B
Carson City, Nevada 89701
(775) 687-8393 • Fax (775) 684-5446
<http://www.nevadaculture.org/>

DIVISIONS
Historic Preservation
Library and Archives
Museums and History
Nevada Arts Council

January 31, 2003

Members of the 72nd Nevada Legislature
401 S. Carson Street
Carson City, NV 89701

Honorable Members of the Senate and Assembly:

I am pleased to present you with this summary and description of the State Fiscal 2004 and 2005 budget request for the Department of Cultural Affairs. As you will notice from the charts included behind the introduction tab, when the amounts held back from the agency's budgets (i.e., BOE distributed salary increases approved in the last session, vacancy savings, and funds for frozen merit increases) are included in the 2003 base, the Department's budget has an overall reduction of 5.2% for the biennium.

There is a single program enhancement unit included in the Department's request. The Clark County Library District has cancelled a long-time space sharing plan for the southern Nevada Library for the Blind and Physically Handicapped. The request includes an annual rent expenditure of \$39,600 to continue this important program in the Las Vegas area.

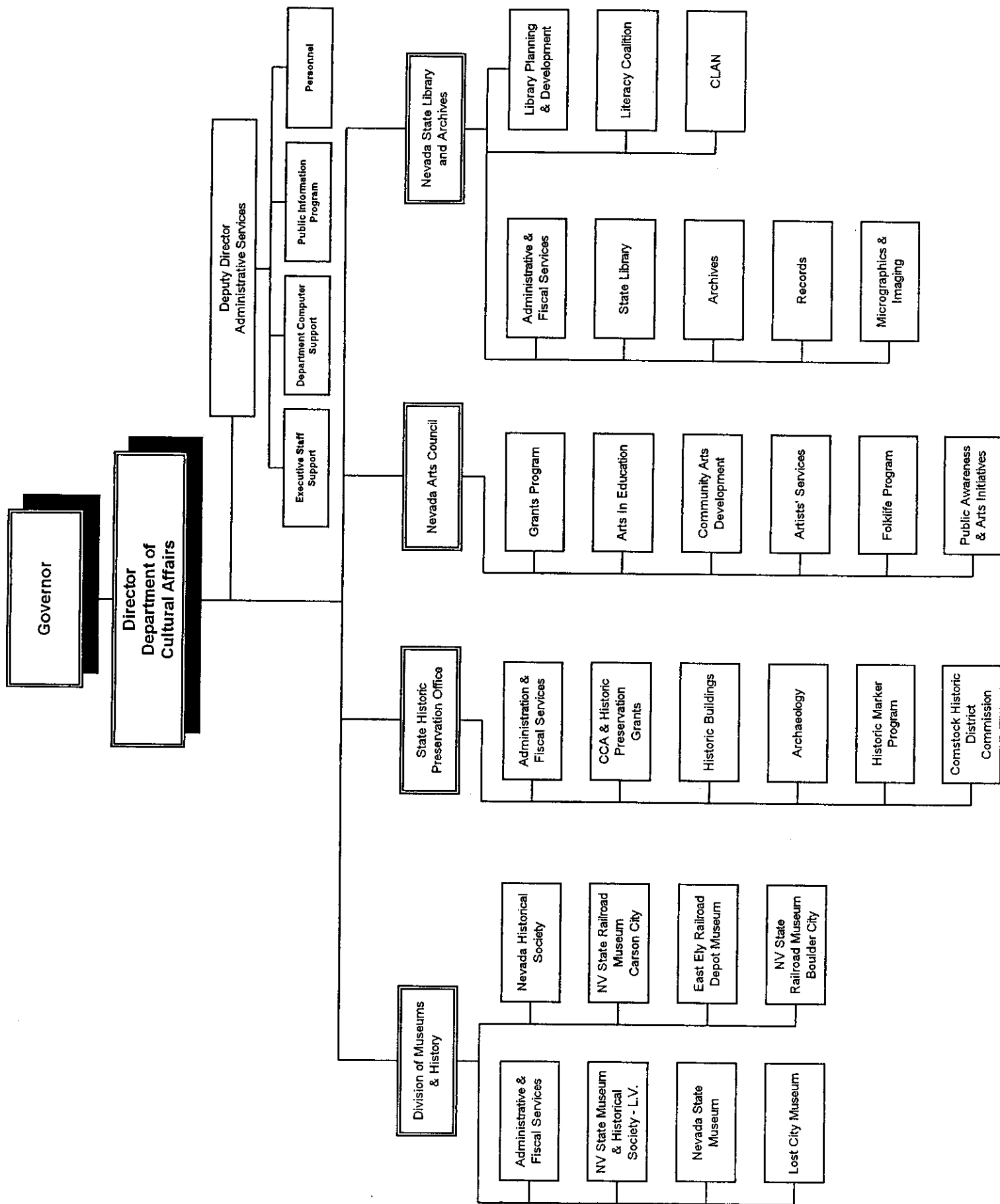
Although the request includes an overall increase in General Funds, this is primarily the result of a reduction in the transfer of funding from the Commission on Tourism. As you may recall, a temporary reserve of Tourism funds was used as a stopgap to plug a General Fund hole in the 2001 session.

Staff of the Department have worked hard over the last two years to meet constituent needs despite a staff vacancy rate of over 12% due to the budget crisis. Even with the hard economic times, our staff continues to excel and provide the best possible service for citizens and visitors to Nevada. The various programs of the Department of Cultural Affairs play an integral part of the education of our children, success of our economy, and quality of life for our citizens. People interact with us because of the quality products and services we offer, and look to us for expertise and leadership in preserving, supporting, and providing access to the rich culture of Nevada's past, present, and future.

I hope you find this summary helpful. Please feel free to contact me or any of our staff if you have questions or wish to know more about our programs.

Sincerely,

Scott K. Sisco
Interim Director

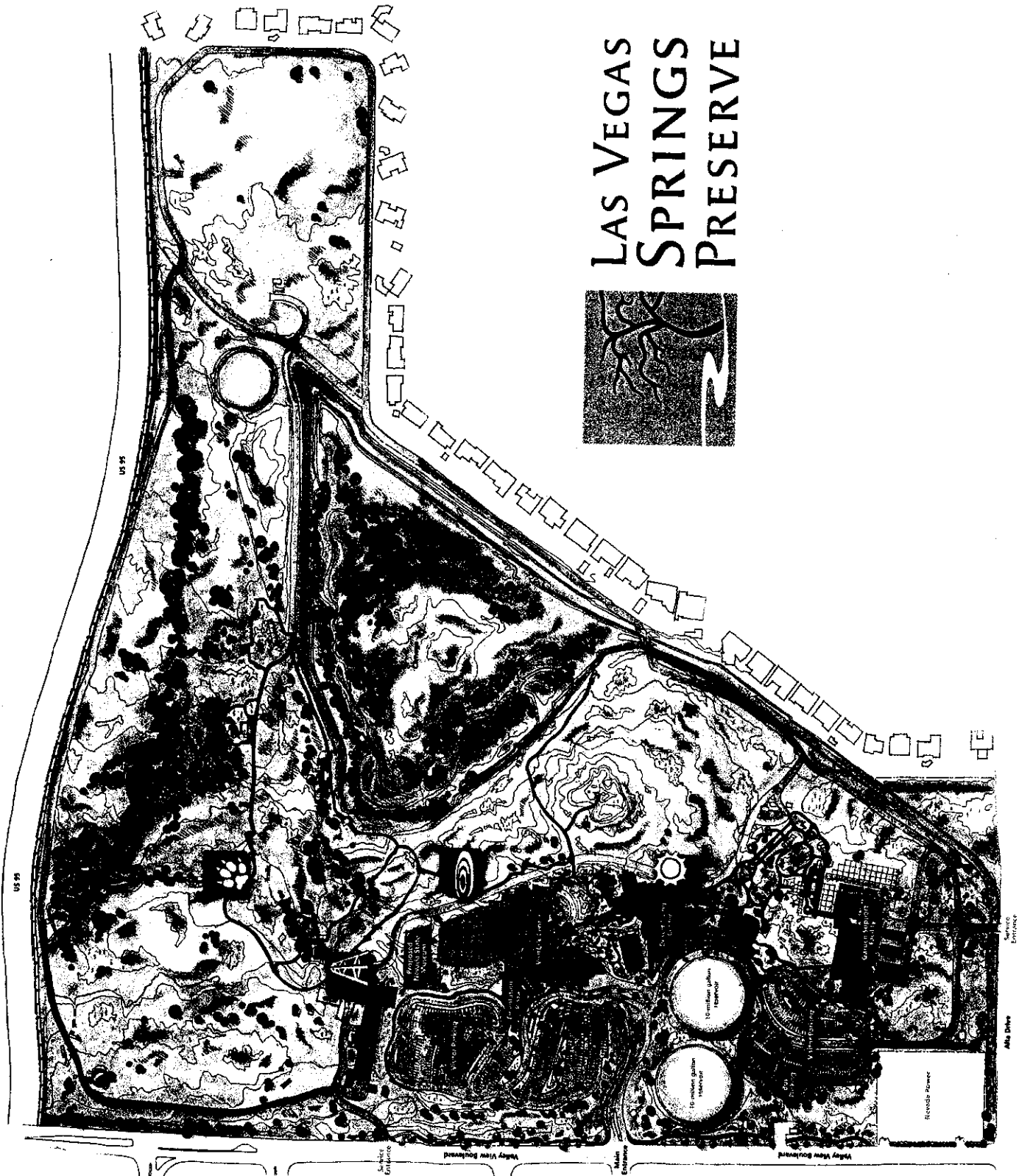



Department of Cultural Affairs

Major Undertakings & Initiatives SFY 2002 – 2003

- ⇒ New State Museum
Las Vegas Springs Preserve
- ⇒ Commission for Cultural Affairs
- ⇒ OASIS 2003 Conference
- ⇒ Sarah Winnemucca Statue
- ⇒ Nevada History CD ROM Project
*Nevada Riches: The Land and
People of the Silver State*

LAS VEGAS SPRINGS PRESERVE



SARAH WINNEMUCCA STATUE PROJECT UPDATE

STATUE FUND ACCOUNT

The Nevada Women's History Project (NWHP) has the responsibility of raising the money for the statue. As of January 2003, \$32,283 has been raised.

SARAH WINNEMUCCA STATUE SELECTION COMMITTEE

Per AB 267, now NRS 215, a committee was appointed to choose a sculptor and statue design and to oversee construction of the statue and its placement in the U. S. Capitol. The committee consists of:

Dema Guinn, Nevada's First Lady
Debbie Allen (wife of member of Fallon Paiute Shoshone Colony)
Mary Lee Fulkerson (Reno artist and basketmaker)
Steven High (Director of Nevada Museum of Art)
Richard Hooker (City of Las Vegas Cultural and Community Affairs)
Carrie Townley Porter (State President, Nevada Women's History Project)

The bill assigned the Nevada Department of Cultural Affairs the task of providing administrative support to the committee.

PUBLICITY

- **Tri-fold brochure:** A tri-fold informational brochure will also provide a form for donations.
- **Video:** The Department of Cultural Affairs arranged for a video on the statue project. Copies were placed in every library in the state, as well as with public television stations.
- **Web sites:** The Department of Cultural Affairs and Nevada Women's History Project have information about the project on their Web sites.
- **Newspaper Articles:** Numerous articles have been printed about the project. In November, the nationwide newspaper *News from Indian Country* carried a large article on Nevada's statue project.



PROJECTED TIMELINE FOR COMPLETION OF THE PROJECT

Spring 2003	RFP is issued for artists to make 21" maquette (miniature statue) of Sarah Winnemucca
Summer 2003	Sculpture selected by the Statue Selection Committee
Winter-Spring 2004	Fundraising by the Women's History project completed
Summer 2004	Sarah Winnemucca Statue placed in Statuary Hall



KENNY C. GUINN
Governor

SCOTT K. SISCO
Interim Director

STATE OF NEVADA
DEPARTMENT OF CULTURAL AFFAIRS

716 N. Carson Street, Suite B
Carson City, Nevada 89701
(775) 687-8393 • Fax (775) 684-5446
<http://www.nevadaculture.org/>

DIVISIONS
Historic Preservation
Library and Archives
Museums and History
Nevada Arts Council

For Immediate Release
December 16, 2002

Contact: Jeff Kintop (775) 684-3410
email jkintop@clan.lib.nv.us
Sara Jones (775) 684-3315

History CD-ROM Brings New Life to Nevada's Past

"Nevada is ten thousand tales of beauty and ugliness; viciousness and virtue."

-Richard Lillard

Carson City, Nevada. Students, teachers and anyone with an interest in the colorful history of Nevada have a new high-tech tool to journey through the state's past. *Nevada Riches: The Land and People of the Silver State* is a new interactive multi-media program for Mac and Windows that brings the sights and sounds of Nevada's history to the computer screen.

Produced by the Nevada Department of Cultural Affairs, *Nevada Riches* is a fun and fascinating way for people of all ages to explore Nevada's history from its earliest days to present. Archival film footage, oral histories, maps, music, photographs and narration enliven the state's past. When used with existing textbooks and curriculum, the CD ROM is a valuable and fun supplemental learning experience for students while providing history buffs with an exciting new interactive reference guide.

"This is the next generation in history education and we are there now," State Librarian Sara Jones said.

"Videos, photographs and other illustrations increase our appreciation for the people, places and events that built Nevada while oral histories allow us to hear voices of the past, bringing the overall presentation to life," Jones said.

Authentic historic recordings along with Chautauqua readings are used to shed insight into many of the lives and events that built Nevada. Stories of immigrants from foreign countries are repeated in their native languages. Native American orations include all the languages of the Great Basin Tribes.

Nevada Riches use five major topic areas to explore Nevada history: The Landscape, People and Life Ways, Technology and Transportation, Earning a Living, and Nevada Government and Politics. Each topic may be explored through various time zones from pre-history to present day with a click of the mouse, leading the Nevada history explorer through a comprehensive, multi-media journey into Nevada's past.

"*Nevada Riches* is a bountiful journey down the paths of Nevada history," State Archives Manager Jeff Kintop said. "It is an educational tool full of treats that make the state's history interesting for anybody."

The *Nevada Riches* CD ROM will be distributed to schools statewide for the 2002-03 school year, accompanied by teacher instructional guides and training. Copies are available for purchase from state museum stores for \$19.95. For more information, contact the Nevada State Library and Archives at (775) 684-3360 or toll free at (800) 922-2880 (in state only).

"Over four years in the making, *Nevada Riches* was a total departmental effort," Department of Cultural Affairs Interim Director Scott Sisco said. "The final product reflects the work of many people, including state officers, state legislators, staff and others who gave their time to this project by reading passages, providing photographs and making private recordings and videos available to enhance the presentation."

The Department of Cultural Affairs undertook this project in 1997 under the vision of State Senator Barbara Cegavske and the leadership of then director Joan Kerschner. The project was made possible through a special appropriation from the 1999 Nevada State Legislature and Library Services and Technology Act grants from the Institute of Museum and Library Services and the Nevada State Library and Archives.


Project Director and Editor Anita Watson researched and wrote most of the text, selected the readings, maps and photographs, and guided the project for most of its duration. Major contributions were provided by Guy Louis Rocha, Cheryl Mathwig and Jeff Kintop of the Nevada State Library and Archives, Eric N. Moody of the Nevada Historical Society and Rich Moreno of *Nevada Magazine*.

The Teacher's Manual was written by James L. Neeley, Educational Consultant with Creative Curriculum Consultants of Arizona.

The Nevada Department of Cultural Affairs serves Nevada's citizens and visitors through preservation and promotion of cultural resources, cultural and information management, and education. The Department includes the Division of Museums and History, State Historic Preservation Office, State Library and Archives, Nevada Arts Council, Comstock Historic District Commission, Advisory Committee on Participatory Democracy, and the Commission for Cultural Affairs. For more information, please contact Bob Harmon at (775) 687-8323 or visit the department's website at NevadaCulture.org.

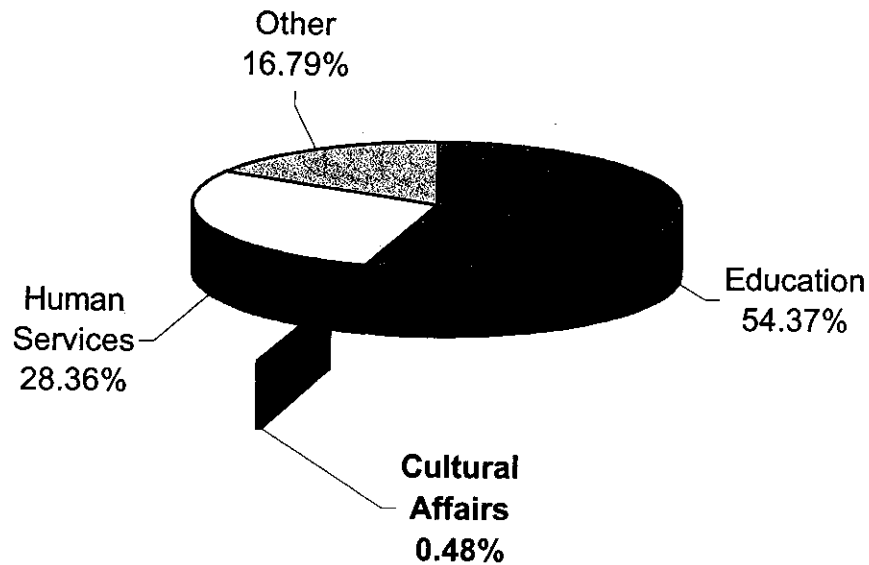
###

Produced by the Nevada Department of Cultural Affairs, Nevada Riches enlivens the state's history through primary source reading, oral histories, pictures and video. When used with existing textbooks and curriculum, the CD ROM is a valuable and fun supplemental learning experience for students while providing history buffs with an exciting new interactive reference guide.

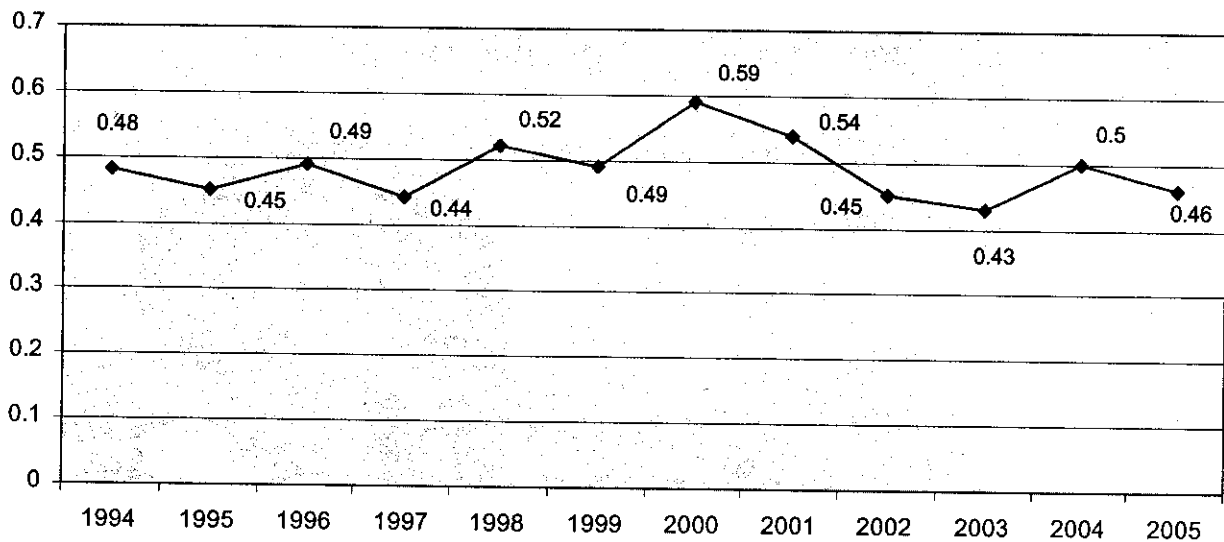


C-8 of 15

**State of Nevada
General Fund Expenditures
2003 - 2005 Executive Budget**



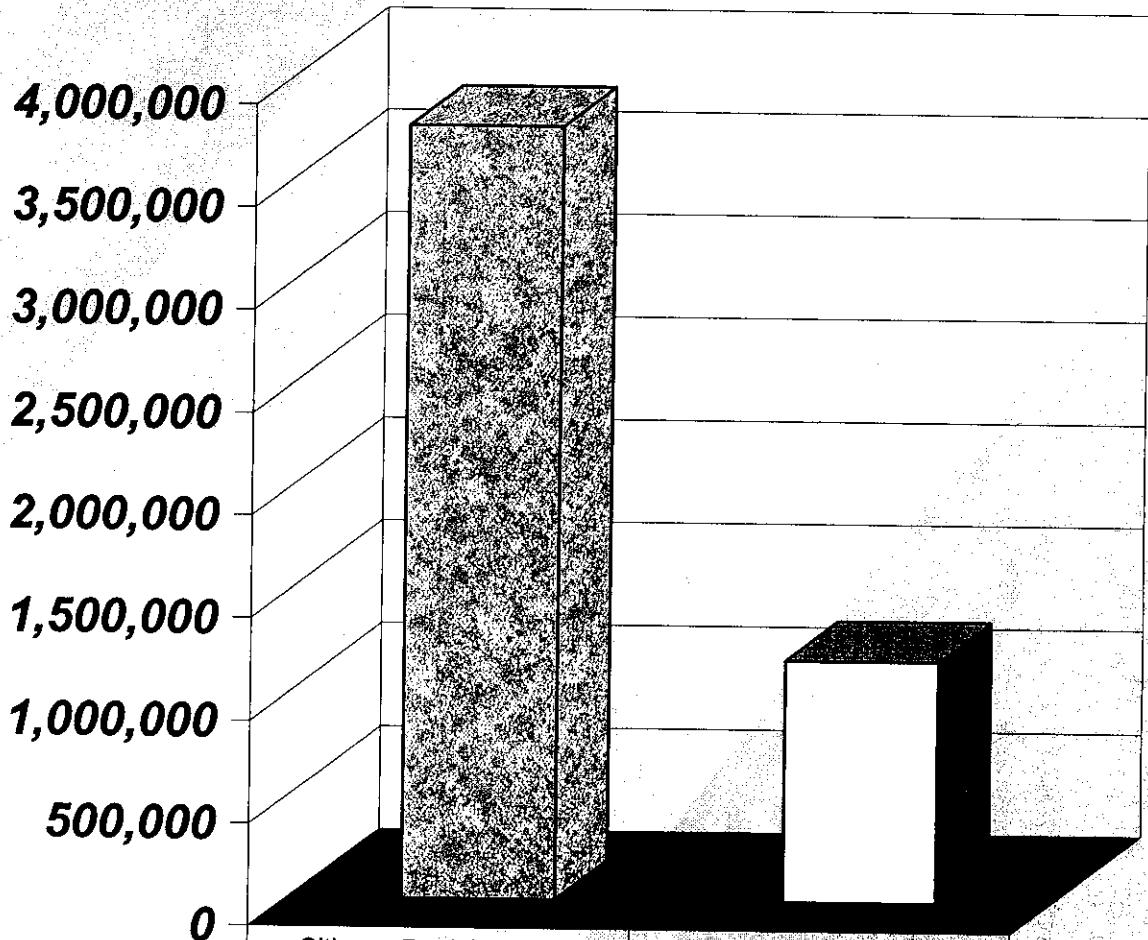
**Department of Cultural Affairs
Percentage of Total State General Fund Appropriations
Tracked By Year Since Department Creation**



Note: Increases in SFY 04 & 05 are attributable to replacement of Tourism funding transfers with general funds due to depletion of Tourism reserve. This increase in Tourism transfers had been approved to fill a budget gap in the 2001 Legislative session. Had the transfers continued, the biennium actual would have been a new general fund low point of .39%.

C-10 of 15

Department of Cultural Affairs
Citizens Use of Department Services
FY 2002: 4,938,831



□ Citizens Use of Department Services

Citizens Participating in
Department Sponsored
Functions

3,764,037

Information/Circulation
Requests/Transactions
Handled by Agency Staff

1,174,794

Department of Cultural Affairs Agency Budget Cuts & Governor Restorations

	SFY 2003 Cuts	G.F. Cuts		Other Funding Cuts		G.F. Restorations		Net G.F. Cuts	
		SFY 2004	SFY 2005	SFY 2004	SFY 2005	SFY 2004	SFY 2005	SFY 2004	SFY 2005
2892 Director's Office	21,000	4,000	4,000					4,000	4,000
2979 Nevada Arts Council	72,000	43,200	43,200					43,200	43,200
4205 State Historic Preservation Office	13,870	38,129	39,910					38,129	39,910
5030 Comstock Historic District Commission	960	0	0					0	0
2941 Museums & History Administrator	1,333	0	0					0	0
1350 Lost City Museum	8,644	6,000	6,000			6,000	6,000	0	0
2870 Nevada Historical Society	11,683	5,841	5,841	43,262	45,879			5,841	5,841
2940 Nevada State Museum	7,159	7,159	7,159			1,800	1,800	5,359	5,359
2943 Nevada State Museum & Historical Society	17,542	4,219	4,219			3,850	3,850	369	369
4216 State Railroad Museums	8,892	99,222	103,990					99,222	103,990
2891 State Library Services	69,655	70,750	73,516			35,375	34,289	35,375	39,227
1052 Archives & Records	14,563	11,982	12,732					11,982	12,732
1055 * Micrographics and Imaging Program	0	0	0	195,963	204,522			0	0
2893 Nevada Literacy Coalition	3,711	0	0					0	0
2895 CLAN	0	0	0					0	0
Total by State Fiscal Year:	251,012	290,502	300,567	239,225	250,401	47,025	45,939	243,477	254,628
Total by Biennium:		\$591,069		\$489,626		\$92,964		498,105	

C-12 615

* Micrographics & Imaging Program cuts include positions and associated costs removed in E 600 as well as costs for positions eliminated in base (a total of 7 positions removed from this B/A).

DEPARTMENT OF CULTURAL AFFAIRS

SUMMARY OF GOVERNOR'S RECOMMEND STATE FISCAL YEARS 2004 - 2005

Total Staff Positions (Both FTE and Actual Positions)

B/A	Agency Description	2002		2003		2004		2005		Change
		FTE	Position	FTE	Position	FTE	Position	FTE	Position	
		Count	Count	Count	Count	Count	Count	Count	Count	
2892	Director's Office	6.00	6	6.00	6	6.00	6	6.00	6	
2979	Nevada Arts Council	10.00	10	10.00	10	10.00	10	10.00	10	
4205	Historic Preservation Office	8.51	9	8.51	9	8.00	8	8.00	8	-0.51
5030	Comstock Historic District	1.51	2	1.51	2	1.51	2	1.51	2	
2941	Administration, M & H	4.00	4	4.00	4	4.00	4	4.00	4	
1350	Lost City Museum	7.05	8	7.05	8	7.05	8	7.05	8	
2870	Nevada Historical Society	11.02	12	11.02	12	10.00	10	10.00	10	-1.02
2940	Nevada State Museum	25.42	27	25.42	27	25.42	27	25.42	27	
2943	L.V. Museum & Historical Society	15.51	16	15.51	16	15.51	16	15.51	16	
4216	State Railroad Museums	18.00	18	19.00	19	17.00	17	17.00	17	-2.00
2891	State Library Services	30.57	34	30.57	34	30.27	34	30.27	34	-0.30
1052	Archives & Records	9.51	10	9.51	10	9.45	10	9.45	10	-0.06
1055	Micrographics and Imaging	12.00	12	12.00	12	5.00	5	5.00	5	-7.00
2893	Nevada Literacy Coalition	2.00	2	2.00	2	2.00	2	2.00	2	
2895	CLAN	2.45	3	2.45	3	2.45	3	2.45	3	
Total:		163.55	173	164.55	174	153.66	162	153.66	162	-10.89
Change:						-10.89	-12	-10.89	-12	
						7.09%	7.41%	7.09%	7.41%	

C - 13 x 15

Department of Cultural Affairs Tourism Funds Transferred into Department Budgets

B/A	Description	2003 Transfers	2004 Transfers	2005 Transfers	Biennium Total	2003 X 2 Change
2892	Office of the Director	112,468	0	0	0	-224,936
4205	State Historic Preservation Office	10,000	0	0	0	-20,000
2940	Nevada State Museum	1,071,490	0	0	0	-2,142,980
4216	State Railroad Museums	1,348,382	123,456	716,767	840,223	-1,856,541
	Total	2,542,340	123,456	716,767	840,223	-4,244,457

Explanation:

Due to a budget deficit during the 2001 budget preparation process and legislative session, a temporary reserve of Tourism funds was used to supplant general fund dollars in four budgets of the department. Tourism funding currently provides for support of approximately 20% of overall agency costs for the Office of the Director, approximately 80% of the personnel and operating costs of the Nevada State Railroad Museums, approximately 65% of the personnel and operating costs of the three institutions in the State Museum's budget, and a flat \$10,000 that has historically supported the Historical Markers Program across the state.

The considerable increase in the amounts transferred from the reserve category as well as the overall economic downturn have resulted in depleting the reserve category beyond acceptable levels. As such, amounts transferred from Tourism to other agencies, including the Department of Cultural Affairs, have been reduced considerably. Funds transferred to agencies of the Department of Cultural Affairs have been reduced beyond the originally budgeted SFY 2002 levels of \$1,137,011 and SFY 2003 levels of \$1,243,164. The new 2004/2005 biennium transfer levels for the Department of Cultural Affairs are detailed above.

C. 14 of 15

Department of Cultural Affairs Biennium Budget Totals by Funding Source

B/A	SFY 2004				SFY 2005				Biennium				% of Total
	G.F.	Fed Funds	Other	Total	G.F.	Fed Funds	Other	Total	G.F.	Fed Funds	Other	Total	
2892	747,554	0	18,440	765,994	706,503	0	18,740	725,243	1,454,057	0	37,180	1,491,237	4.88%
2979	1,473,363	487,100	45,469	2,005,932	1,475,655	487,100	45,469	2,008,224	2,949,018	974,200	90,938	4,014,156	12.80%
4205	314,929	524,783	78,003	917,715	306,352	514,333	80,619	901,304	621,281	1,039,116	158,622	1,819,019	5.71%
5030	104,884	0	0	104,884	109,007	0	0	109,007	213,891	0	0	213,891	0.67%
2941	311,138	0	0	311,138	312,108	0	0	312,108	623,246	0	0	623,246	1.96%
1350	330,851	0	72,896	403,747	340,377	0	74,697	415,074	671,228	0	147,593	818,821	2.57%
2870	663,704	0	50,775	714,479	664,900	0	51,442	716,342	1,328,604	0	102,217	1,430,821	4.49%
2940	1,364,797	12,000	297,108	1,673,905	1,399,367	12,000	298,656	1,710,023	2,764,164	24,000	595,764	3,383,928	10.82%
2943	983,110	0	35,745	1,018,855	1,003,466	0	37,185	1,040,651	1,986,576	0	72,930	2,059,506	6.47%
4216	1,229,459	0	239,617	1,469,076	657,798	0	832,773	1,490,571	1,887,257	0	1,072,390	2,959,647	9.29%
2891	3,443,180	1,023,117	2,829	4,469,126	3,487,306	1,026,419	2,829	4,516,554	6,930,486	2,049,536	5,658	8,985,680	28.21%
1052	641,592	4,219	2,227	648,038	652,289	4,219	2,227	658,735	1,293,881	8,438	4,454	1,306,773	4.10%
1055	0	0	710,871	710,871	0	0	720,424	720,424	276,104	64,300	104,000	444,404	1.40%
2893	135,314	32,150	52,000	219,464	140,790	32,150	52,000	224,940	0	52,000	814,417	866,417	2.72%
2895	0	26,000	403,957	429,957	0	26,000	410,460	436,460	0	0	0	0	0.00%
Total:	11,743,875	2,109,369	2,009,937	15,863,181	11,255,918	2,102,221	2,627,521	15,985,660	22,999,793	4,211,590	4,637,458	31,848,841	100.00%
% of Total	74.03%	13.30%	12.67%	15,863,181	70.41%	13.15%	16.44%	15,985,660	72.22%	13.22%	14.56%	31,848,841	
Change from SFY 03 Amt	28.72%	1.13%	-64.04%	-5.57%	23.37%	0.79%	-52.99%	-4.84%	26.05%	0.96%	-58.52%	-5.20%	

Adjusting SFY 2003 Base to Include Total Budget

Note: Above assumption based on Tourism funds reduced by \$4,244,457 for biennium from SFY 2003 X 2 Levels

	2003 Base	2003 Salary Need	2003 Vacancy Savings	2003 Frozen Merits	2003 Work Programs	2003 Adjusted Base	Times Two
G.F	8,367,051	573,963	29,399	92,943	60,170	9,123,526	18,247,052
Federal	2,083,411			2,333		2,085,744	4,171,488
Other	5,476,332		75,329	37,822		5,589,483	11,178,966
Total	15,926,794	573,963	104,728	133,098	60,170	16,798,753	33,597,506