

DISCLAIMER

Electronic versions of the exhibits in these minutes may not be complete.

This information is supplied as an informational service only and should not be relied upon as an official record.

Original exhibits are on file at the Legislative Counsel Bureau Research Library in Carson City.

Contact the Library at (775) 684-6827 or library@lcb.state.nv.us.

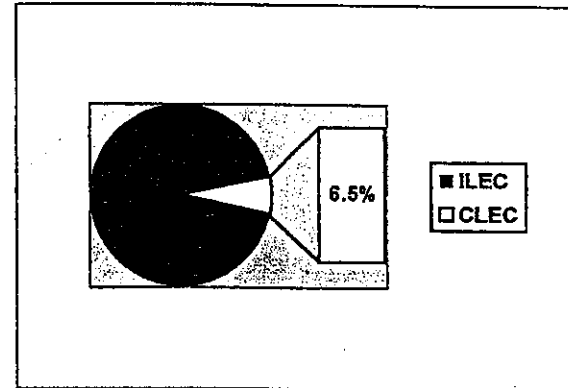
Jim Hany
56 400

% OF MARKET BY TELEPHONE LINES*

7/00-6/01

Lines

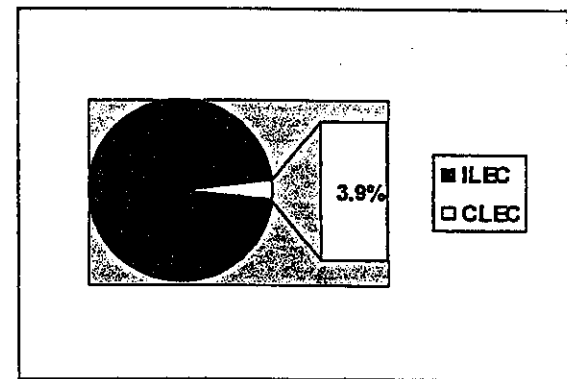
ILECs (SBC, Sprint, Verizon)	1,513,435.83
CLECs (all)	105,716.7
Total	1,619,152.5
ILEC 93.5% CLEC 6.5%	



7/01-6/02

Lines

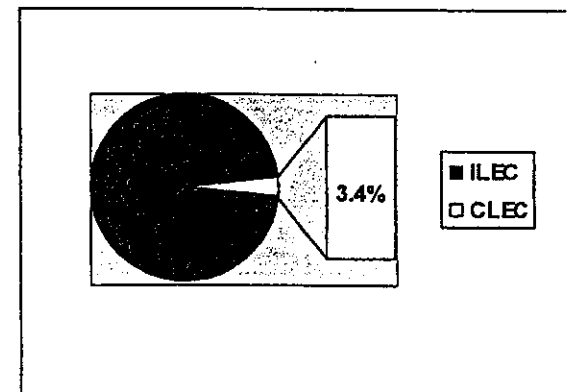
ILECs (SBC, Sprint, Verizon)	1,279,438.53
CLECs (all)	51,990.63
Total	1,331,429.16
ILEC 96.1% CLEC 3.9%	



7/02-3/03 (partial year)

Lines

ILECs (SBC, Sprint, Verizon)	1,042,993.76
CLECs (all)	37,398.44
Total	1,080,392.20
ILEC 96.6% CLEC 3.4%	



*From Nevada Public Utilities Commission records of utility payments of hearing impaired surcharge required by NRS 707.360
March, 2003 review by WorldCom/ Steven E. Tackes, Esq.